












Picture toolbar buttons

Click this buttonto do this
 Go to Writing View	Go to Writing View.
 Add Symbol	Add a linked or unconnected symbol to your diagram.
 Link Symbols	Link symbols on your diagram.
 SuperGrouper	Add, create or change a SuperGrouper® shape.
 Clear	Clear the current selection (symbol, link, SuperGrouper shape or text) from your diagram.
 Undo	Undo up to the last eight changes you made.
 Redo	Redo up to the last eight changes you used the Undo button to undo.
 Listen	Turn on the Listen tool. Click a symbol, link or a SuperGrouper shape to hear the computer read the text in the selection.
 Student Name	Add student name to appear in the title bar of the document and at the top of every printed page.
 Symbol Maker	Draw your own symbol using the Symbol Maker tool.
 Word Guide	Look up words and learn their parts of speech, definitions, synonyms and more.